

## Aviva Ultra-Color SD

4050

Blendable premium interior dispersion-paint for DIY and professional use

### PRODUCT DESCRIPTION

#### General

Tintable, breathable, water-based interior paint with Smart-Dry Technology for first-class, streak-free interior wall and ceiling coatings. Optimised touch-up ability and excellent coverage with one coat. The highly yield product with excellent covering power is easy to use and formulated without any addition of solvents and plasticizers.

#### Special properties and standards



- **green-Label**  
ADLER green-Label products are objectively tested and certified according to three categories: Environment, Health & Safety, and Durability. Only products that score positively in all these areas are awarded the green sustainability label.
- **DIN EN 52615**  
High level of diffusion
- **ÖNORM EN 13300**  
Wet abrasion resistance: R class 1-2 (depending on the colour shade)  
Gloss level: G4 dull matt  
Maximum grit size: S1 fine
- **French ordinance DEVL1104875A**  
Marking of construction coating products for their emission of volatile pollutants: A+

#### Application area

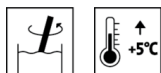


For all coloured wall and ceiling coatings throughout the interior.

Particularly suitable for living rooms, bedrooms, nurseries, offices, hospitals, medical treatment homes, schools, etc., that must be reoccupied quickly.

### PROCESSING

#### Processing instructions



- Please stir the product before use.
- The temperature of the product and object, and the room temperature must be at least + 5 °C.
- The optimal conditions for use are between 15-25 °C with a relative atmospheric humidity between 40-80 %.
- To avoid crusts apply the coat at one stroke using the wet-on-wet method.

- Signs of touch-up work on the surface depend on several factors and hence, cannot be avoided (BFS data sheet 25).
- When reworking sealants, cracks and discoloration may occur in the coating material. Due to the large number of sealant systems, you should carry out your own tests in individual cases to assess adhesion and processing results.
- Especially for renovation only one coat is usually needed due to the high covering power.
- Carefully cover and mask areas which are not to be coated.
- Remove paint splashes immediately with water.
- Any change in the processing sequence, environmental conditions, non-observance of instructions or the use of products not listed may have an unfavourable effect on the result.

**Application technique**

	Airless air-supported (Airmix®, Aircoat, etc.)	Brushing	Rolling
Spraying nozzle Ø (mm)	0,53 - 0,63	-	-
Spray nozzle (Ø inch)	0,021 - 0,026	-	-
Nozzle angle (°)	50	-	-
Spraying pressure (bar)	150 - 180	-	-
Fine strainer (mm)	0,2 mm	-	-
Applied quantity per application (ml/m²)	145	125 - 145	
Yield per application (m²/l)	7	7 - 8	

The stated yield includes spray loss.

The shape and surface condition of the workpiece as well as the type of application influence the actual consumption. Accurate values for consumption must be obtained by applying trial coats in advance.

**Drying times**

(at 23 °C and 50 % rel. humidity)



Subsequent coating	approx. 3 - 4 hour(s)
--------------------	-----------------------

The figures given above are reference values. The drying time depends on the type of substrate, coat thickness, temperature, air exchange and relative atmospheric humidity.

Lower temperatures and/or high level of atmospheric humidity can increase the drying time.

**Cleaning the working equipment**



With soap-water immediately after use.

To remove dried product residues we recommend using Abbeizer Express (8313).

**SUBSTRATE**

**Type of substrate**

For absorbent mineral supports such as plasters, concrete, screed, etc. as well as gypsum plaster boards and well-adherent old coatings.

**Substrate property**

The substrate must be dry, clean, capable of holding the paint, free from separating substances such as grease, wax, silicone, etc. and free from dust, as well as tested for suitability for coating.

Remove old coatings that cannot be recoated.

Please observe the additional documents:

- ÖNORM B 2230-2
- ÖNORM B 3430-1
- DIN 18363

## Substrate preparation

Touch up small cracks, holes or unevenness using a suitable filler.

Thoroughly remove greasy or oily impurities using Entfetter (7233).

No pre-treatment is necessary for clean, slightly absorbent, dry and recoatable substrates.

Treat mold infestation indoor with Aviva Schimmelex chlorfrei (8312) or Aviva Fungisan (8308).

### Plasters in mortar groups P II and P III:

Allow new plaster application to remain untreated for 3 to 4 weeks. Re-plastered patches must be set well and dried up. If necessary, treat with fluosilicate. On coarsely porous, slightly sanding or absorbent surfaces, apply a primer coat using Aviva Tiefengrund WV (4074).

### Gypsum and ready made plasters in mortar groups P IV and P V:

Grind off any sintered coat remaining. On coarsely porous, slightly sanding or absorbent surfaces, apply a primer coat using Aviva Tiefengrund WV (4074).

### Gypsum plaster boards (GKP):

Sand off filler burrs and remove the dust thoroughly. Base coat with Aviva Tiefengrund WV (4074) diluted 1:1 with water. For panels with water-soluble, discoloring ingredients, an additional primer coat with e.g. Aviva Isolier-Weiß CT (4049) is required. Please observe BFS data sheet no. 12.

### Concrete surfaces:

Clean concrete surfaces with dirt deposits, separating agents or powder layers mechanically or with the help of pressurised water jets (in compliance with statutory regulations). On coarsely porous, slightly sanding or absorbent surfaces, apply a primer coat using Aviva Tiefengrund WV (4074).

### Recoatable coatings:

Work directly on matt and slightly absorbent coatings. On coarsely porous, slightly sanding or absorbent surfaces, apply a primer coat using Aviva Tiefengrund WV (4074).

Apply leaching agents, roughen up or sand off glossy or smooth substrates (such as painted and latex substrates, sintered layers).

### Glue-bound distempers:

Wash off thoroughly and apply a primer coat using Aviva Tiefengrund WV (4074).

## COATING SYSTEM





<b>Primer coat</b>	See substrate preparation
--------------------	---------------------------

<b>Intermediate coat</b>	Aviva Ultra-Color SD (4050)
--------------------------	-----------------------------

<b>Finishing coat</b>	Aviva Ultra-Color SD (4050)
-----------------------	-----------------------------

## ORDERING INFORMATION

<b>Size of trading unit</b>	3 l, 9 l, 15 l (only base W15)
-----------------------------	--------------------------------

<p><b>Colour shades / Glosslevels</b></p> <p><b>Color4You</b> </p>	<p>Colour shades can be obtained using the <b>ADLER colour mixing system Color4You</b>.</p> <p><b>Standard colour(s):</b>  Basis W15 (4050000015)  Basis W30 (4050000030)  Basis W25 (4050000025)</p> <p>In order to ensure uniformity of the colour shade, use only material having the same batch number on a given commission.</p> <p>It is recommended to prepare a trial colour sample on the original substrate using the coating system selected in order to assess the final colour shade.</p> <p>Depending on the system, brilliant and intensive color shades may have a lower covering power. Hence, it is recommended to apply a preliminary coat of a comparable, opaque and pastel colour shade based on W15.</p> <p>In case of dark colour shades, mechanical stress may lead to bright stripes (writing effect). This is a product-specific characteristic of all matt wall paints. It does not affect the product quality and functionality.</p> <p>Please consume blended products within 12 months.</p> <p>Please observe our <b>ARL 800- Working guideline for working (including care and maintenance) with ADLER Mix, PUR Mix and Color4You dosing machines</b>.</p>
<p><b>Supplementary products</b></p>	<p>Abbeizer Express (8313)  Aviva Fungisan (8308)  Aviva Schimmelex chlorfrei (8312)  Aviva Tiefengrund WV (4074)  Entfetter (7233)</p> <p>Please refer to the corresponding technical data sheets of the products.</p>
<b>FURTHER DETAILS</b>	
<p><b>Durability / storage</b></p>  	<p>Min. 2 year(s) in the original sealed containers.</p> <p>Make sure the product is protected against moisture, direct sunlight, frost and high temperatures (above 30 °C).</p>
<p><b>Technical specifications</b></p>	<p>VOC content: EU limit for Aviva Ultra-Color SD (Cat A/a):30 g/l. Aviva Ultra-Color SD contains &lt; 1 g/l VOC.</p>
<p><b>Giscode</b></p>	<p>BSW20</p>
<p><b>Declaration of ingredients according to VdL-RL 01</b></p>	<p>styrene acrylic dispersion / inorganic white and coloured pigments / mineral agents / water / rheology additives / in-can preservation agents</p> <p>Contains bronopol, 1,2-benzisothiazol-3(2H)-one, reaction mass of 5-chloro-2-methyl-2H-isothiazol-3-one and 2-methyl-2H-isothiazol-3-one (3:1).</p> <p>May cause allergic reactions.</p> <p><b>Information for allergy sufferers under telephone no. +43 5242 6922-713.</b></p>
<p><b>Safety information</b></p> 	<p>The usual protective measures must also be observed when processing low-pollutant products.</p> <p>The inhalation of paint aerosols during spray application must generally be avoided. This is ensured by the proper use of a respirator (combination filter A2/P2).</p> <p>Wear safety goggles if there is a risk of splashing. If the product comes into contact with your eyes, rinse immediately with water.</p> <p>Ensure good ventilation during application and drying.</p> <p>During work, do not eat, drink or smoke.</p>

Do not allow to enter drains, water courses or soil.

Only dispose of empty containers for recycling, liquid material residues can be disposed of as water-based paint waste, dried material residues as hardened paint or as household waste.

Further information on the subject of safety during transport, storage and handling as well as disposal can be found in the relevant safety data sheet. The current version can be accessed on the Internet at [www.adler-lacke.com](http://www.adler-lacke.com).

---